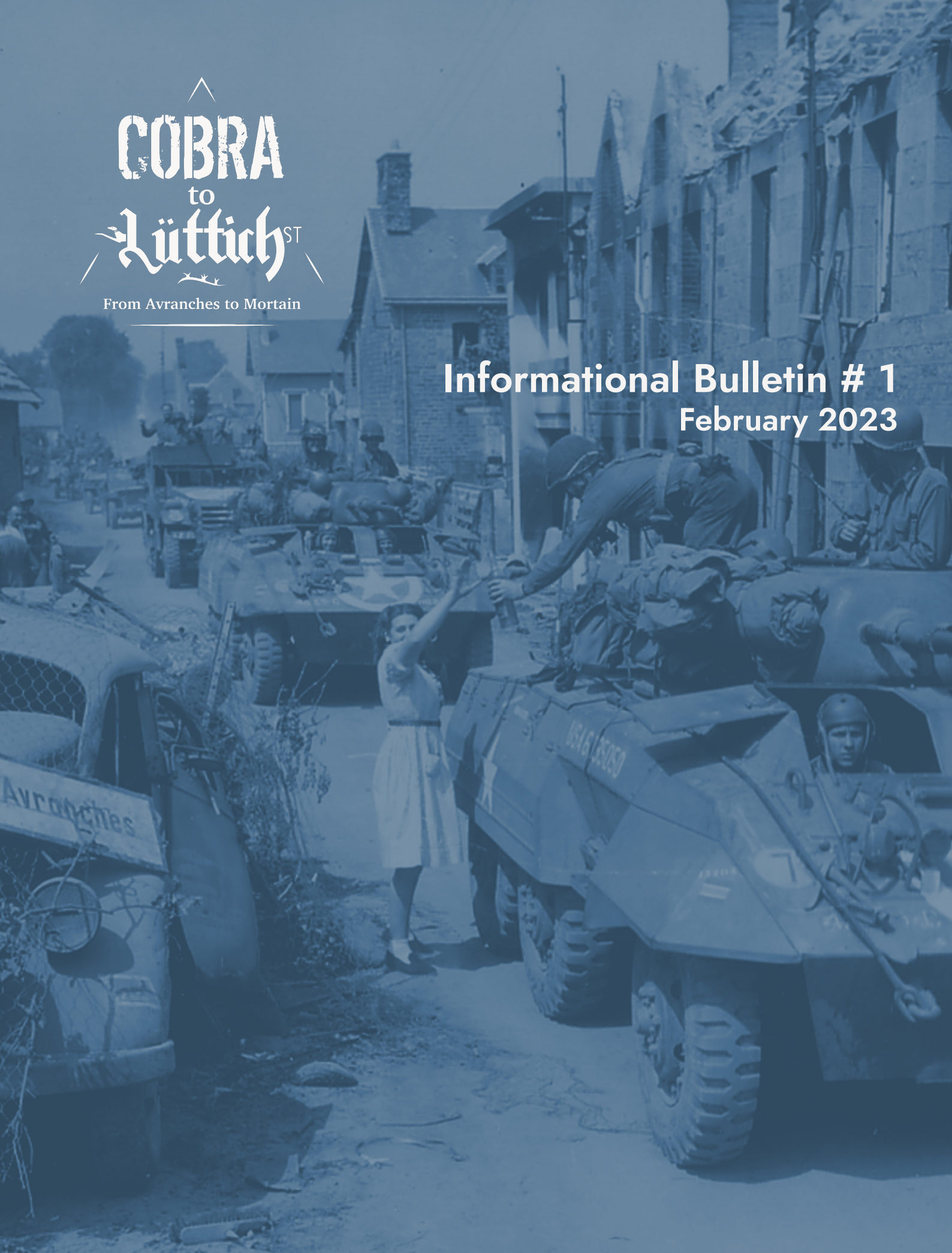


# COBRA to Lüttich<sup>ST</sup>

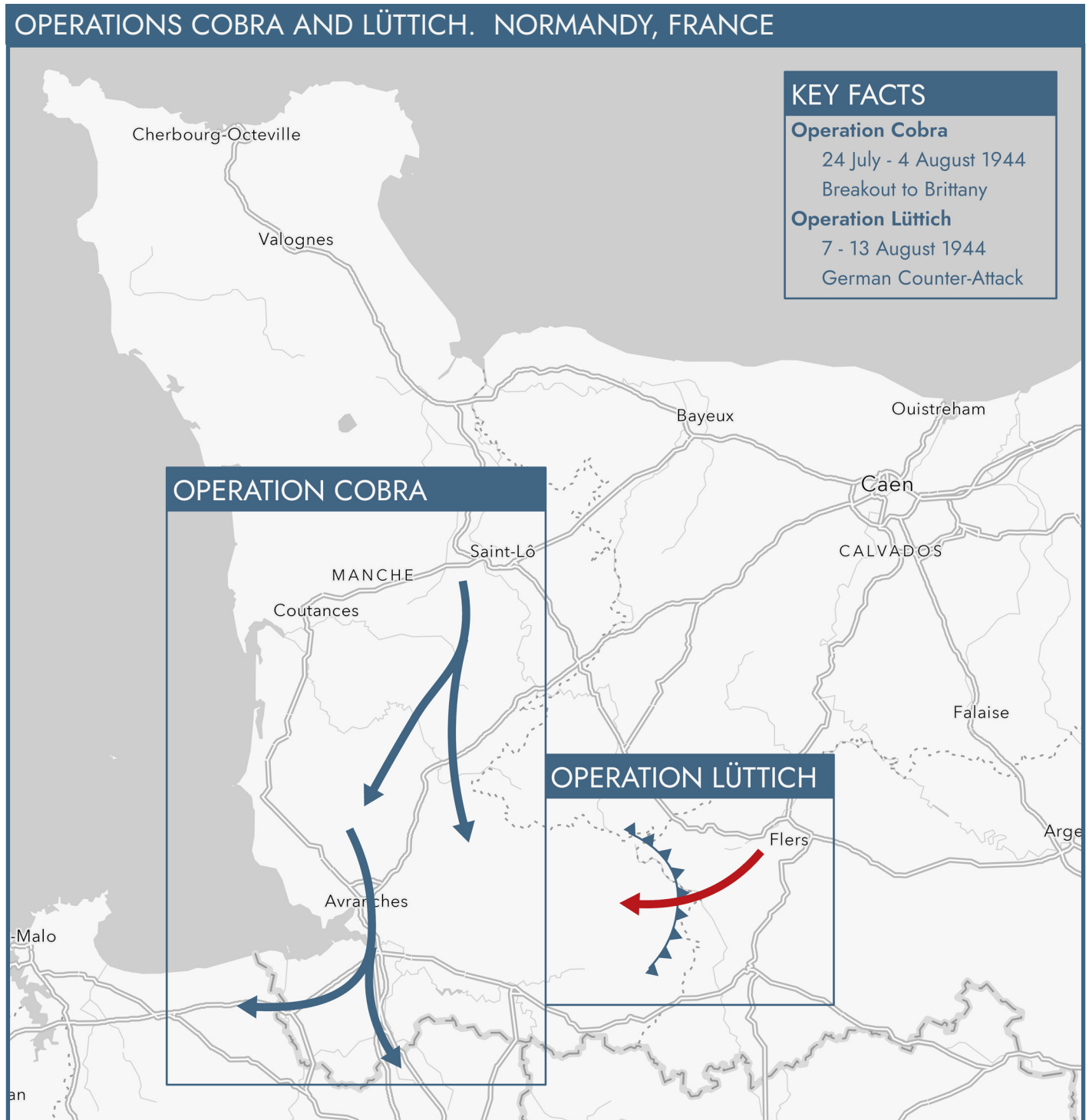
From Avranches to Mortain

## Informational Bulletin # 1 February 2023



# Cobra to Lüttich

## From Avranches to Mortain



**Cover image:** Elements of 25th Cavalry Reconnaissance Squadron - 4th US Armored Division - crossing the hamlet of Le Repas, in vicinity of Folligny, 31 July 1944.

**U.S. Army Signal Corps**

# Contents

**5**

**Foreword**

**6**

**Historical Brief**

**13**

**Orientation & Planned Route**

**14**

**Table of Organization & Equipment**

**20**

**Registration & Administration**

**23**

**Operations**

**24**

**Logistics & Individual Equipment**

**32**

**Communication & Contact**

**34**

**Public Relations & Partnerships**







## Foreword

This bulletin provides our first published informational bulletin on the *Cobra to Lüttich: From Avranches to Mortain* event, giving general awareness of the status of the organisation and trip planning, and including an initial draft of the Table of Organization and Equipment (TO&E). The information you will read is not to be considered as fixed for now, as changes can still occur concerning the points detailed in this bulletin.

This bulletin offers a high-level summary of the route of 4th and 3rd Armored Divisions elements. Actual route planning for the event will include split columns running many of the same routes taken by 4th and 3rd Armored Divisions during July – August 1944.

The regional or “country” coordinators will be your individual points of contact throughout the duration of the trip planning phase and until lead-up to your travel to the ETO in late July 2024. If you have not been on a *2nd Armored in Europe* event before and are interested in attending, please send your regional coordinator a message stating your desire to attend. Regional coordinators will compile a list of names of interested personnel from their regions.

This association - *2nd Armored in Europe* - specialises in re-enacting the **right unit**, in the **right place**, at the **right time**. The professional team responsible for the entire organisation consists of individuals from numerous groups and countries around the world that come together to form what is known as *2nd Armored in Europe*. This group’s hard work, dedication and proven track record providing large-scale trips and other events since 1999 is unequalled in the hobby and has been proven out with its recent large-scale trips such as: Czech Fury 2015, The Final Thrust 2016, Camo-Cobra-Bocage (CCB) 2017, September Odyssey 2019, Back On Track 2022 and the upcoming Operation Pheasant this year.

### NOTE:

*If you turn up dressed as 101st Airborne, Rangers, 17th Cavalry, 2nd Marine Division, or any other unit, you will not be allowed to participate in the event and we will consider any obligations to you as void.*

This trip is an official event in co-operation with the Agglomeration Community Mont-Saint-Michel – Normandy and higher governmental levels. Please understand from the outset that you will have to adhere to the program and that you will be obliged to wear the uniform and insignia specified and appropriate for the period, in this case 4th and 3rd Armored Divisions in July – August 2024.

# Historical Brief

## 4th Armored Division



**July 29.** With Coutances secure, VIII Corps turned its attention 25 miles to the south and the city of Avranches, considered to be the gateway to the Brittany Peninsula and the interior of France.

Avranches was the objective of the 6th Armored Division, which was advancing parallel with and to the west of the Fourth Armored. Major General Wood's division was charged with protecting the east flank of the 6th Armored. Wood was also to establish blocking positions east of Avranches while the city was secured by the 6th Armored. Other units would then penetrate through and beyond Avranches.

The Fourth Armored plunged southward, sometimes bypassing German resistance. The first major objective of the day was Cerences, 8 miles south of Coutances. The town was occupied by late afternoon. The day was far from over, however.

Fate would play an important role this day, and influence the trajectory of the Fourth Armored Division's combat history. Much



Major General John S. Wood conferring with French civilians near Coutances, 29 July 1944.

**U.S. Army Signal Corps**

to Lt. General Patton's disappointment, the 6th Armored Division did not keep pace with Wood's division. After the 6th Armored's commanding general (Major General Bob Grow) received a stinging rebuke from Patton, the objective of Avranches was reassigned to the Fourth Armored. Major General Wood did not hesitate. His order was short and sweet:

*« Present mission cancelled - using any roads [in zone]...move on Avranches...to capture and secure crossings east thereof. »*

This was an early example of Wood's use of « mission style orders. » Do not micro-manage and over-delegate; frame the mission and let the training and ingenuity of your team take over.



A column of the 66th Armored Field Artillery Battalion arriving from St. Lo. The first vehicle is a HMC M-7 Priest belonging to B. Battery. Left, a light tank M5A1 Stuart from the 25th Cavalry Reconnaissance Squadron arriving from Périers drove over a landmine.

#### U.S. Army Signal Corps

Brigadier General Dager divided Combat Command B into two columns. The east column ran into stiff opposition. The west column advanced quickly through La Haye-Pesnel and Sartilly.

The pace of the advance was unlike anything the Americans had yet experienced on French soil. At times, the situation was confused; the Fourth Armored hit elements of the U.S. 2nd Armored Division with friendly fire, and it took some animated radio conversation to bring that situation to a resolution.

Wood's division did not move with impunity, however. Near Sartilly, 10 miles south of Cérences, a half-track of the trailing 94th Armored Field Artillery Battalion was struck by a round from a German 88mm gun, killing T/5 Joseph Shook and Pfc George Adamson.

The Fourth also passed unknowingly within a few hundred yards of the forward command post of the German 7th Army; several high-ranking German officers made their escape by darting opportunistically through gaps in the American column. By nightfall, elements of CCB were at the northern outskirts of Avranches.

**July 30.** The 8th Tank Battalion led the advance toward Avranches for CCB. Outside of the city, a duel erupted between the Sherman tanks of A Company and several Panzers. Both sides took losses, and A/8 broke off the attack in order to regroup.

While A/8 was engaged, B/8 advanced to a position west of the city overlooking the coastal highway connecting Avranches with Granville (fifteen miles to the northwest). They



held their position, though without the benefit of supporting armored infantry.

At about 2200, the Germans attempted to pass through the American position by way of a ruse. Seeing several vehicles adorned with Red Crosses, the tankers from B/8 allowed the German column to pass, only to have gunfire erupt from the trucks. The Americans returned fire, and after the road was blocked by damaged vehicles, hundreds of Germans surrendered.

The prisoners disclosed that another column was en route, and sure enough, after midnight, the company of Sherman tanks came under fire again. This time, enemy fire hit an American ammo carrier, setting it ablaze and illuminating the tanks. Fearing that the tanks were too exposed (and still without their own


infantry support), the German prisoners were set free and the tanks withdrew to the east. The German column continued into Avranches unopposed.

Brigadier General Dager was apparently unaware of what was transpiring west of Avranches. His primary focus was the east side of the corridor that CCB had forged toward Avranches. He dispatched C/8 and D/8 to drive east to the town of Tirepeid (not quite five miles east-northeast of Avranches). As C/8 and D/8 advanced through the dark evening hours of July 30, they stumbled upon a long German column crammed together in a tight formation on the road. They proceeded to tear the enemy column to shreds; the fighting did not die down until 0200 on July 31.

A camouflaged Sherman tank from the 8th Tank Battalion on the move near Avranches.  
U.S. Army Signal Corps







A jeep and its crew guarding German prisoners from the C. Troop, 25th Cavalry Reconnaissance Squadron, in the vicinity of Avranches.

Courtesy of Don M. Fox (Patton's Vanguard Facebook Page)

As CCB conducted operations both west and east of Avranches, CCA moved up from the rear. Earlier in the day, their primary task was to clean up the German elements left behind by CCB (1500 prisoners were taken in the process). But they now took on the task of penetrating Avranches.

Elements of the 25th Cavalry Reconnaissance Squadron led the charge deeper into the city. The commanding officer of F Troop (Captain Murray Farmer) had commandeered the Sherman tank used by a forward observer of the 66th Armored Field Artillery Battalion. He came face to face with a Panther at point-blank range, and after hitting the Panther with four rounds, rammed his opponent. The tactic backfired when the Sherman overturned. Fortunately, Farmer and the crew escaped from the tank.

CCA had been placed under the direction of Brigadier General Dager. The 35th Tank Battalion advanced into Avranches and the 37th Tank Battalion, farther to the rear, was brought forward to positions north of the city. The armored field artillery battalions deployed to firing positions before nightfall.

During the dark evening hours, confused fighting took place throughout the area as German forces tried desperately to hold on to Avranches. The 53rd Armored Infantry Battalion was responsible for the heavy work of clearing the city (a task that would continue well into the following day).

Far back behind the spearhead units, the commander of CCR, Colonel Louis J. Storck, was killed along with his radio operator when their jeep struck a mine inside the town of Coutances.

**July 31.** When the tankers manning the M5A1 light tanks of D/8 awoke, they discovered that their bivouac area was adjacent to a German position. The Sherman tanks of C/8 joined the fray. During the confused firefight, Sergeant Constance Klinga uttered a phrase that became a rallying cry for the division: «They have us surrounded again, the poor bastards.» The 8th Tank Battalion and 51st Armored Infantry Battalion secured Tirepiéd and with it the east flank of the division's columns heading into Avranches.

Back toward Avranches, Lt. Len Kieley (the maintenance officer for A/8) recovered two of the Shermans damaged during the prior day's tank duel. The area was still under enemy fire, and his courageous action earned him a Bronze Star. (Though twice a Silver Star recipient for actions later in the war as the commander of A/8, because of the personal recognition he received from Major General Wood for the action at Avranches, Kieley was more proud of



A platoon of B Company, 37th Tank Battalion, commanded by Lieutenant Jimmie Leach (marked with the cross atop the gun barrel).  
Courtesy of Don M. Fox (Patton's Vanguard Facebook Page)

the Bronze Star.)

Within Avranches itself, German forces had filtered into the city from the west. They eventually ran headlong into elements of the 10th and 53rd Armored Infantry Battalion. Private William Whitson of the 53rd manned a .30 caliber machine gun and was credited with killing 50 Germans and destroying 25 trucks and light vehicles before he was killed by enemy fire (he was posthumously awarded the Distinguished Service Cross).

Brigadier General Dager became aware that the medium tank company from the 8th Tank Battalion had abandoned its positions on the west flank of the Avranches corridor. He ordered the 37th Tank Battalion to move forward and reestablish the position. As they approached, a battery of German artillery opened up from a bluff on the opposite side of the river. The German position was excellent, as it overlooked the main road. The tanks of the 37th engaged the artillery, while infantry crossed the river and scaled the heights. They stormed the position and captured the guns.

Much of the day was spent cleaning out Avranches (the 53rd Armored Infantry Battalion carried much of the load, which included hand-to-hand combat). But important work was also to be found south of the city. Several bridges over the Sélune River needed to be secured, and the 37th Tank Battalion was assigned the task. Four company-sized task forces were formed and dispatched by 1600. A/10, C/10, A/24, and elements of the 66th and 94th Armored Field Artillery Battalions worked in concert with the tankers.

Combat Command A faced stiff resistance as they advanced south of the city (the command tanks of both A and B Company of the 37th were knocked out). Lt. Richard Donahue (D/37) waded across the Sélune and captured a German officer on the opposite





A platoon of Stuart tanks enters the outskirts of Avranches on July 31st, 1944.  
U.S. Army Signal Corps

side. 1st Lt. Jimmie Leach's tank platoon from B/37 captured the bridge at Ducey, and they were later joined by Lt. Colonel Abrams, riding high in his command tank, «Thunderbolt.» Despite the determined resistance offered by the Germans, all of the objectives were seized.

Lt. Colonel Bailey's 35th Tank Battalion was reassigned from CCR to CCA. The tanks churned south through Sartilly. Two miles farther to the southeast, near the village of Montviron, Captain Robert C. Blunck reconnoitered for a bivouac area. As he canvassed the area, a German sniper claimed his life. He was the first man killed in action for the 35th TB.

July 31 was a pivotal day. Avranches...the gateway into the French interior...was in American hands. And because of the swift, daring advance of the 37th Tank Battalion, the vital river crossings south of the city were secured. The stage was set for a breakout and pursuit of historic proportions. The great race was about to begin.

**August 1.** With the left flank of the German defenses unhinged, General Bradley activated the U.S. Third Army. Patton was now in full-fledged command. One of his key objectives was the capture of several important sea ports on the Brittany peninsula. In the original Overlord plan, all of Third Army was to be committed to the task. But modifications had been made, and now just one corps... Middleton's VIII Corps...was assigned the task. This meant that two critical armored divisions... the 4th and the 6th...would be heading west, not east.

The Fourth drew the assignment of securing the port city of Lorient, along with the area now known as Quiberon Bay (a natural harbor that could be used if the Germans destroyed the port facilities at Lorient). But before they drove the 100 miles southwest to Lorient, they were given the interim task of securing Rennes, a critical crossroad city 33 miles south of Avranches.

The opening in the German line at Avranches was somewhat tenuous. Elements of the CCB/4 held the east flank of the corridor secure as Colonel Bruce Clarke's CCA poured south toward Rennes. By 1830 hours, Clarke's command had advanced 31 miles and arrived at the northern approaches of the city.

The advance was not unopposed. Granted, the German forces in the area were in disarray, but when encountered, they fought. The 10th AIB's recon platoon, commanded by Lt. Stan Lyons, worked in concert with the B Company of the 37th Tank Battalion (and in particular, the platoon of Shermans commanded by 1st Lt. Jimmie Leach. Together, they cleared the way for the advance of CCA, and dealt the Germans a particularly heavy blow near the town of St. Aubin D'Aubigne.

Later in the day, the commander of B/37 (Captain Tiegs) was wounded and evacuated. Lt. Leach was awarded command of the company. The commanding officer of the 10th AIB (Lt. Colonel Kirkpatrick was also wounded and evacuated. Major Art West replaced him.

The Germans put up stiff resistance, and it was this day that the Hellcat tank destroyers of the 704th TD Battalion had their first encounter with enemy tanks. The second platoon of A Company, commanded by Lt. Addison, claimed the engagement; the Hellcat commanded by Sergeant Joe Shedevy accounted for two Panzer kills, which flushed out two more Panzers from their positions. Other TDs from the platoon took out those Panzers. None of the Hellcats were damaged, but Lt. Addison was killed during the battle.

As the day drew to a close, CCA remained on the doorstep of Rennes. Farther to the north, the 8th Infantry Division had taken over the positions held by CCB; Dager's command was on the way south as well.

**Note:** Narrative and pictures originated from the Facebook page «Patton's Vanguard - The Fourth Armored Division». Many thanks to Don M. Fox. 3rd Armored Division's historical brief will be available in the next informational bulletin.

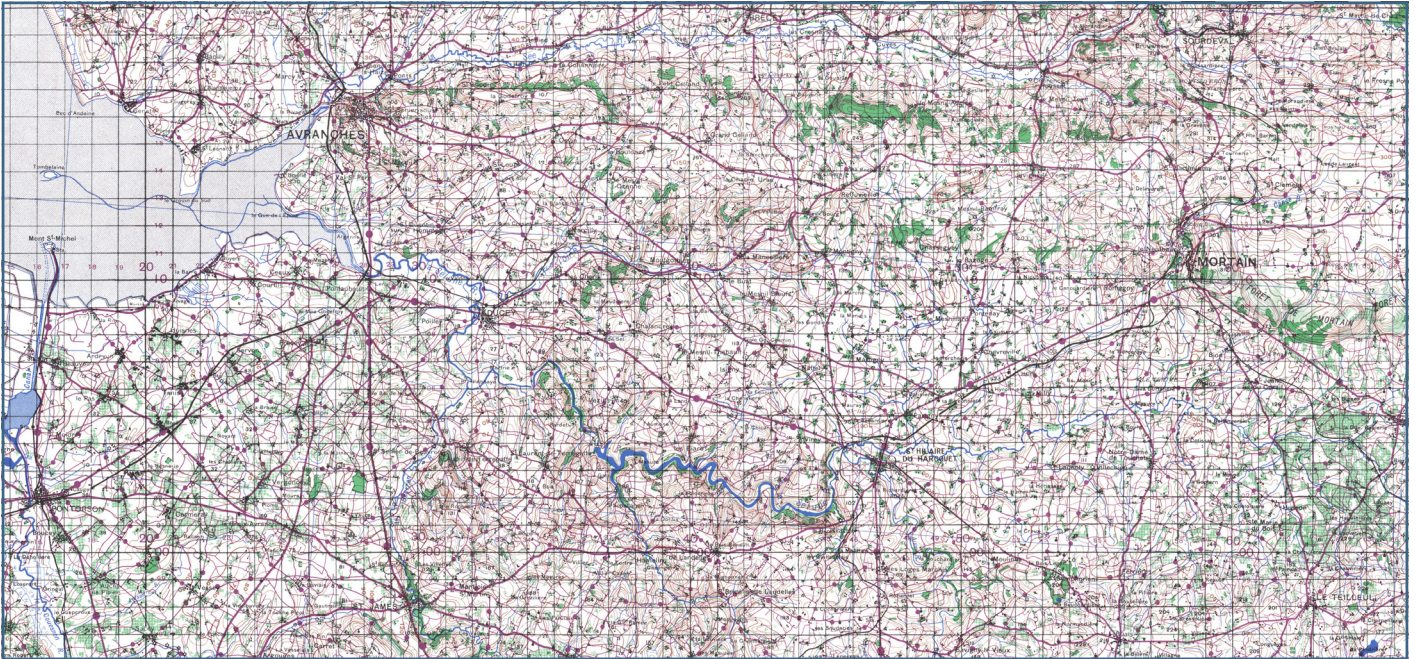
Half-track of the 53rd Armored Infantry Battalion passing by a knocked-out M8 Armored Car (likely from the 25th Cavalry Reconnaissance Squadron).

Courtesy of Don M. Fox (Patton's Vanguard Facebook Page)





# Orientation and Planned Route



Abstract of 1/100,000 topographic map Sheet 6G  
Avranches-Fougères (Series M661, GSGS 4249), 1st Ed.  
U.S. Army Map Service (U.S. Army Engineer)

This event will start on **Monday 29 July 2024** in vicinity of Avranches (exact location will be provided later to registered participants), to end on **Friday 09 August 2024** in Mortain. The planned route will cover approximately **250 kilometres** in total over the duration of the trip.

## NOTE:

*Further details on specific routes and daily bivouac locations will be made available when the time is appropriate. This is currently all we can tell you about our plans, as we wait for the feedback from towns along potential routes and official authorities.*

From 29 July to 3 August 2024, we will be following the very same routes taken by the 4th Armored Division during their advance on Avranches and its liberation, the crossing of the Sée River and the breakthrough to Brittany.

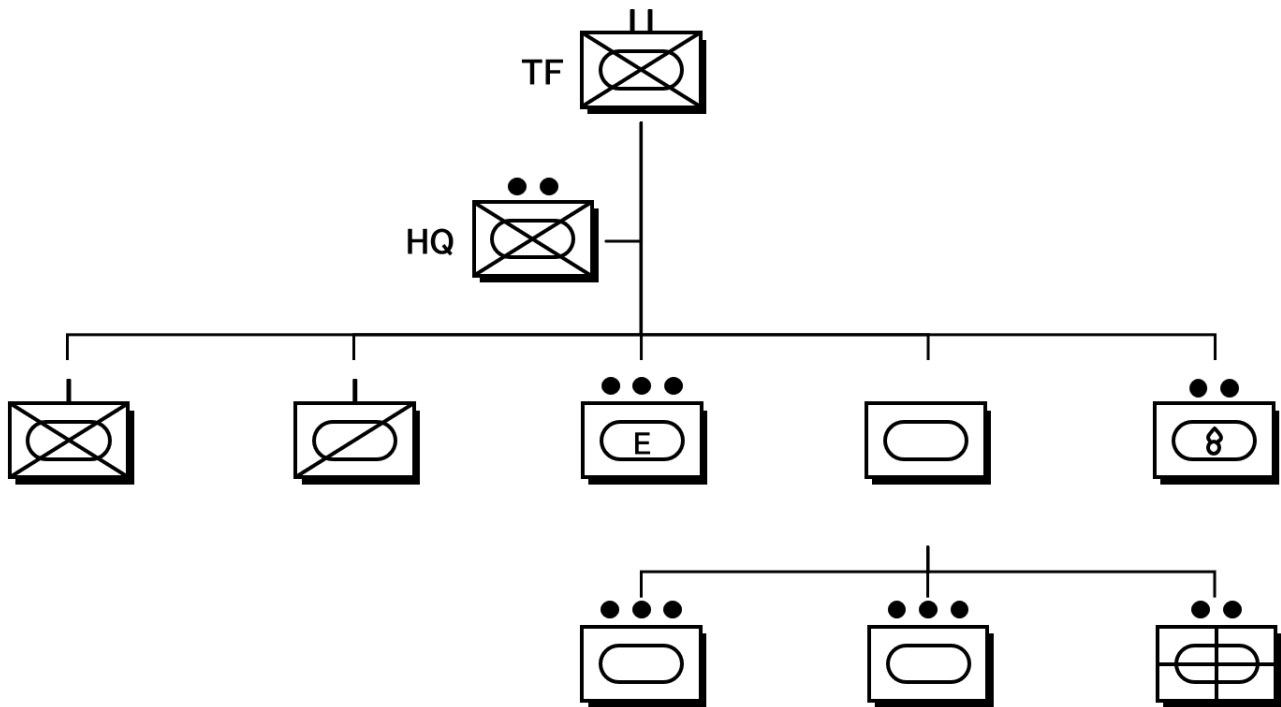
As from 4 August, we'll be battling in the area of Mortain. There is no definite route planned, as most of the movements will be combat movement in a specified area of operations.

Abstract of the commemorative map depicting the combat route of the 4th Armored Division during WWII.  
U.S. 4th Armored Division



# Table of Organization & Equipment

## Task Force Organization



Task Force Organization for the event Cobra to Lüttich 2024 : The detailed organization chart can be found on the next pages.

© 2nd Armored in Europe Assn

The U.S. Task Force will be organized around an Armored Infantry Company, a Reconnaissance Troop, an Engineer Platoon and two Tank Platoons (Medium and Light), supported by a Medical and a Maintenance Detachments.

The units represented will be as follows:

### Phase 1 (4th Armored Division)

- A. Co., 10th Armored Infantry Battalion
- D. Tp., 25th Cavalry Reconnaissance Sq
- A. Co., 24th Armored Engineer Battalion
- A. Co., 37th Tank Battalion
- D. Co., 37th Tank Battalion
- Med. Det., 37th Tank Battalion
- Maint. Det., 126th Ordnance Maintenance Bn

### NOTE:

*The change from a light armored division to a heavy armored division requires some minor adjustments for some units. Compromises have been made for the TO&E that follow later in the document.*

### Phase 2 (3rd Armored Division)

- F. Co., 36h Armored Infantry Regiment
- Rcn. Co., 33rd Armored Regimentt
- B. Co., 23rd Armored Engineer Battalion
- D. Co., 33rd Armored Regiment
- B. Co., 33rd Armored Regiment
- Med. Det., 33rd Armored Regiment
- Maint. Det., 3rd Ordnance Maintenance Bn



# Task Force Headquarters Element

## Armored Infantry Battalion | 10th Armored Infantry Battalion 2nd Battalion, 36th Armored Infantry Regiment



### Battalion Headquarters

4 OFF  
1 NCO  
7 EM  
4x Truck, 3/4-ton, 4x4



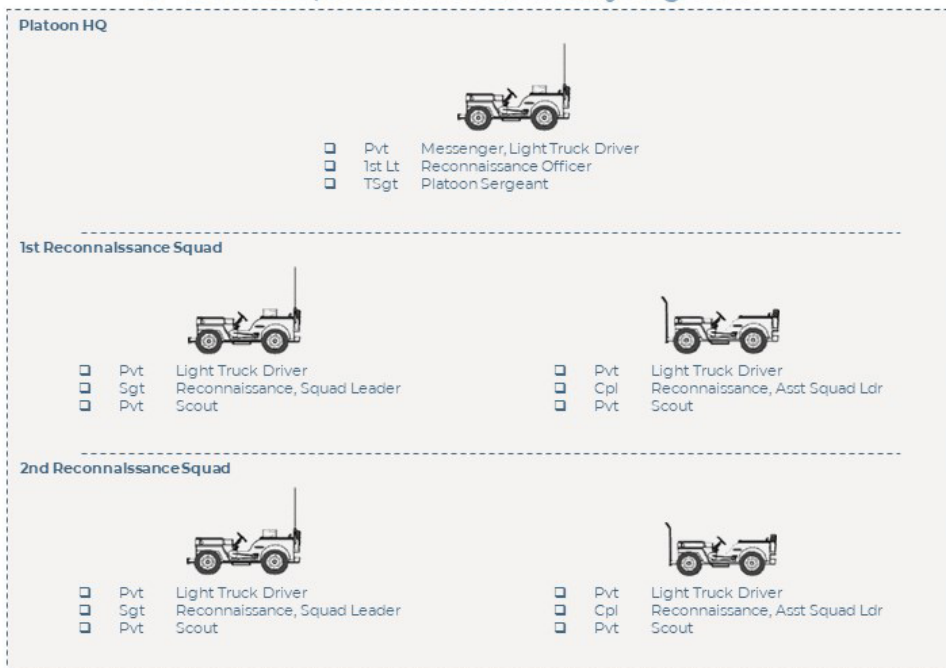
Courtesy of Y. Bellanger, according and from to: BELLANGER Y., *U.S. Army Armored Division 1943-1945, Organization, Doctrine, Equipment.* 2010.

## Armored Infantry Battalion | 10th Armored Infantry Battalion 2nd Battalion, 36th Armored Infantry Regiment



### Battalion Reconnaissance Platoon

1 OFF  
5 NCO  
9 EM  
5x Truck, 3/4-ton, 4x4



Courtesy of Y. Bellanger, according and from to: BELLANGER Y., *U.S. Army Armored Division 1943-1945, Organization, Doctrine, Equipment.* 2010.

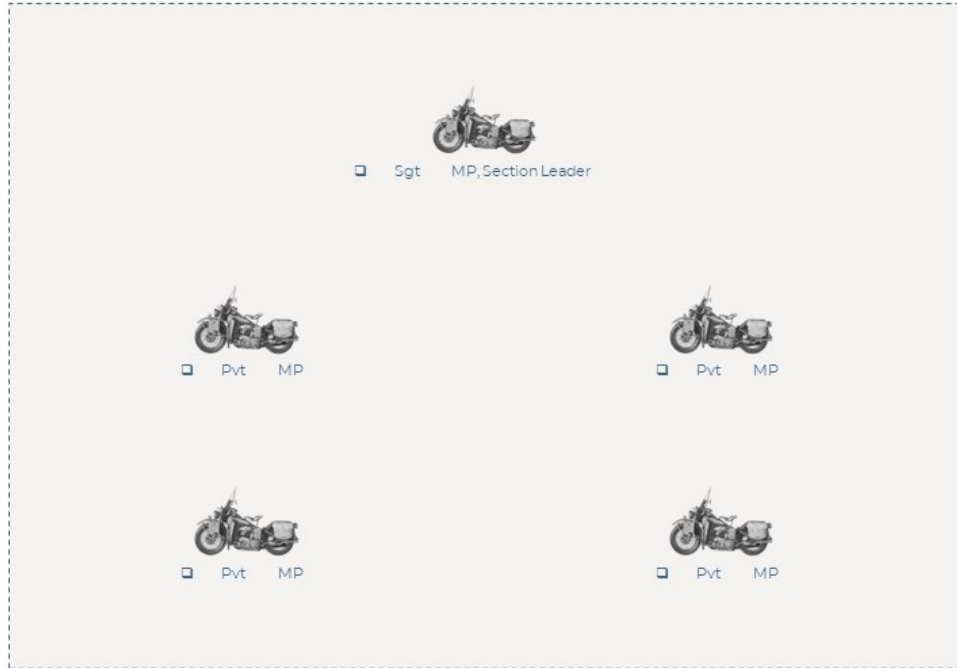
Attached from Corps Military Police Platoon | Traffic Section



Traffic Section

0 OFF  
1 NCO  
4 EM

5x Motorcycle, Solo



Pvt Robert J. Vance from Portland Oregon. 33rd Armored Regiment. 26 July 1944. U.S. Army Signal Corps



# Armored Infantry Company

## Armored Infantry Battalion | A. Co., 10th Armored Infantry Battalion F. Co., 36th Armored Infantry Regiment



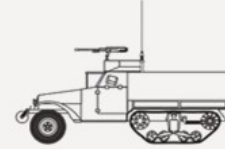
### Company Headquarters

- 1 OFF
- 3 NCO
- 11 EM
- 1x Truck, 3/4-ton, 4x4
- 1x Carrier, Personnel, Halftrack M3
- 2x Truck, 2 1/2-ton, 6x6
- 2x Trailer, 1-ton

### Headquarters Section



- Pvt Messenger, Light Truck Driver
- F5gt First Sergeant
- Sgt Comms Chief



- T/5 Halftrack Driver
- Cpt Company Commander
- Pvt Bugler
- Pvt Machine Gunner
- Pvt Rifleman
- Pvt Rifleman
- Pvt Rifleman

### Administrative, Mess and Supply Section



- T/5 Cook, Truck Driver
- SSgt Mess Sergeant



- T/5 Cook, Truck Driver
- T/4 Cook
- Pvt Cook's Helper

Courtesy of Y. Bellanger, according and from to: BELLANGER Y., *U.S. Army Armored Division 1943-1945, Organization, Doctrine, Equipment.* 2010.

## Armored Infantry Battalion | A. Co., 10th Armored Infantry Battalion F. Co., 36th Armored Infantry Regiment



### 1st Rifle Platoon

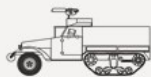
- 1 OFF
- 9 NCO
- 46 EM
- 4x Carrier, Personnel, Halftrack M3
- \* Sharpshooter

### Platoon Headquarters and 1st Squad



- |   |  |                                       |
|---|--|---------------------------------------|
| <input type="checkbox"/> T/5 Halftrack Driver | <input type="checkbox"/> Pvt Rifleman* | <input type="checkbox"/> Pvt Rifleman |
| <input type="checkbox"/> 1st Lt Platoon Cmdr  | <input type="checkbox"/> Pvt Rifleman  | <input type="checkbox"/> Pvt Rifleman |
| <input type="checkbox"/> TSgt Platoon Sgt     | <input type="checkbox"/> Pvt Rifleman  | <input type="checkbox"/> Pvt Rifleman |
| <input type="checkbox"/> SSgt Squad Ldr       | <input type="checkbox"/> Pvt Rifleman  | <input type="checkbox"/> Pvt Rifleman |

### 2nd Rifle Squad



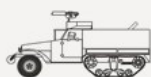
- |   |                                       |                                       |
|---|---------------------------------------|---------------------------------------|
| <input type="checkbox"/> T/5 Halftrack Driver | <input type="checkbox"/> Pvt Rifleman | <input type="checkbox"/> Pvt Rifleman |
| <input type="checkbox"/> SSgt Squad Ldr       | <input type="checkbox"/> Pvt Rifleman | <input type="checkbox"/> Pvt Rifleman |
| <input type="checkbox"/> Sgt Asst Squad Ldr   | <input type="checkbox"/> Pvt Rifleman | <input type="checkbox"/> Pvt Rifleman |
| <input type="checkbox"/> Pvt Rifleman         | <input type="checkbox"/> Pvt Rifleman | <input type="checkbox"/> Pvt Rifleman |

### 3rd Rifle Squad



- |   |                                       |                                       |
|---|---------------------------------------|---------------------------------------|
| <input type="checkbox"/> T/5 Halftrack Driver | <input type="checkbox"/> Pvt Rifleman | <input type="checkbox"/> Pvt Rifleman |
| <input type="checkbox"/> SSgt Squad Ldr       | <input type="checkbox"/> Pvt Rifleman | <input type="checkbox"/> Pvt Rifleman |
| <input type="checkbox"/> Sgt Asst Squad Ldr   | <input type="checkbox"/> Pvt Rifleman | <input type="checkbox"/> Pvt Rifleman |
| <input type="checkbox"/> Pvt Rifleman         | <input type="checkbox"/> Pvt Rifleman | <input type="checkbox"/> Pvt Rifleman |

### 60-mm Mortar Squad



- |   |  |                                       |
|---|--|---------------------------------------|
| <input type="checkbox"/> T/5 Halftrack Driver | <input type="checkbox"/> Pvt Mortar Gunner | <input type="checkbox"/> Pvt Rifleman |
| <input type="checkbox"/> SSgt Squad Ldr       | <input type="checkbox"/> Pvt Ammo Handler  | <input type="checkbox"/> Pvt Rifleman |
| <input type="checkbox"/> Pvt Mortar Gunner    | <input type="checkbox"/> Pvt Ammo Handler  |                                       |

### Light Machine Gun Squad



- |   |   |                                       |
|---|---|---------------------------------------|
| <input type="checkbox"/> T/5 Halftrack Driver | <input type="checkbox"/> Pvt Machine Gunner | <input type="checkbox"/> Pvt Rifleman |
| <input type="checkbox"/> SSgt Squad Ldr       | <input type="checkbox"/> Pvt Ammo Handler   | <input type="checkbox"/> Pvt Rifleman |
| <input type="checkbox"/> Sgt Asst Squad Ldr   | <input type="checkbox"/> Pvt Ammo Handler   | <input type="checkbox"/> Pvt Rifleman |
| <input type="checkbox"/> Pvt Machine Gunner   | <input type="checkbox"/> Pvt Rifleman       | <input type="checkbox"/> Pvt Rifleman |

Courtesy of Y. Bellanger, according and from to: BELLANGER Y., *U.S. Army Armored Division 1943-1945, Organization, Doctrine, Equipment.* 2010.

**Armored Infantry Battalion | A. Co., 10th Armored Infantry Battalion  
F. Co., 36th Armored Infantry Regiment**



**2nd Rifle Platoon**

1 OFF  
9 NCO  
46 EM

4x Carrier, Personnel, Halftrack M3

\* Sharpshooter

**Platoon Headquarters and 1st Squad**



<input type="checkbox"/>	T/5	Halftrack Driver	<input type="checkbox"/>	Pvt	Rifleman*	<input type="checkbox"/>	Pvt	Rifleman
<input type="checkbox"/>	1 <sup>st</sup> Lt	Platoon Cmdr	<input type="checkbox"/>	Pvt	Rifleman	<input type="checkbox"/>	Pvt	Rifleman
<input type="checkbox"/>	TSgt	Platoon Sgt	<input type="checkbox"/>	Pvt	Rifleman	<input type="checkbox"/>	Pvt	Rifleman
<input type="checkbox"/>	SSgt	Squad Ldr	<input type="checkbox"/>	Pvt	Rifleman	<input type="checkbox"/>	Pvt	Rifleman

**2nd Rifle Squad**



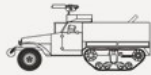
<input type="checkbox"/>	T/5	Halftrack Driver	<input type="checkbox"/>	Pvt	Rifleman	<input type="checkbox"/>	Pvt	Rifleman
<input type="checkbox"/>	SSgt	Squad Ldr	<input type="checkbox"/>	Pvt	Rifleman	<input type="checkbox"/>	Pvt	Rifleman
<input type="checkbox"/>	Sgt	Asst Squad Ldr	<input type="checkbox"/>	Pvt	Rifleman	<input type="checkbox"/>	Pvt	Rifleman
<input type="checkbox"/>	Pvt	Rifleman	<input type="checkbox"/>	Pvt	Rifleman	<input type="checkbox"/>	Pvt	Rifleman

**3rd Rifle Squad**



<input type="checkbox"/>	T/5	Halftrack Driver	<input type="checkbox"/>	Pvt	Rifleman	<input type="checkbox"/>	Pvt	Rifleman
<input type="checkbox"/>	SSgt	Squad Ldr	<input type="checkbox"/>	Pvt	Rifleman	<input type="checkbox"/>	Pvt	Rifleman
<input type="checkbox"/>	Sgt	Asst Squad Ldr	<input type="checkbox"/>	Pvt	Rifleman	<input type="checkbox"/>	Pvt	Rifleman
<input type="checkbox"/>	Pvt	Rifleman	<input type="checkbox"/>	Pvt	Rifleman	<input type="checkbox"/>	Pvt	Rifleman

**60-mm Mortar Squad**



<input type="checkbox"/>	T/5	Halftrack Driver	<input type="checkbox"/>	Pvt	Mortar Gunner	<input type="checkbox"/>	Pvt	Rifleman
<input type="checkbox"/>	SSgt	Squad Ldr	<input type="checkbox"/>	Pvt	Ammo Handler	<input type="checkbox"/>	Pvt	Rifleman
<input type="checkbox"/>	Pvt	Mortar Gunner	<input type="checkbox"/>	Pvt	Ammo Handler	<input type="checkbox"/>	Pvt	Rifleman

**Light Machine Gun Squad**



<input type="checkbox"/>	T/5	Halftrack Driver	<input type="checkbox"/>	Pvt	Machine Gunner	<input type="checkbox"/>	Pvt	Rifleman
<input type="checkbox"/>	SSgt	Squad Ldr	<input type="checkbox"/>	Pvt	Ammo Handler	<input type="checkbox"/>	Pvt	Rifleman
<input type="checkbox"/>	Sgt	Asst Squad Ldr	<input type="checkbox"/>	Pvt	Ammo Handler	<input type="checkbox"/>	Pvt	Rifleman
<input type="checkbox"/>	Pvt	Machine Gunner	<input type="checkbox"/>	Pvt	Rifleman	<input type="checkbox"/>	Pvt	Rifleman

Courtesy of Y. Bellanger, according and from to: BELLANGER Y., *U.S. Army Armored Division 1943-1945, Organization, Doctrine, Equipment.* 2010.

**Armored Infantry Battalion | A. Co., 10th Armored Infantry Battalion  
F. Co., 36th Armored Infantry Regiment**



**3rd Rifle Platoon**

1 OFF  
9 NCO  
46 EM

4x Carrier, Personnel, Halftrack M3

\* Sharpshooter

**Platoon Headquarters and 1st Squad**



<input type="checkbox"/>	T/5	Halftrack Driver	<input type="checkbox"/>	Pvt	Rifleman*	<input type="checkbox"/>	Pvt	Rifleman
<input type="checkbox"/>	1 <sup>st</sup> Lt	Platoon Cmdr	<input type="checkbox"/>	Pvt	Rifleman	<input type="checkbox"/>	Pvt	Rifleman
<input type="checkbox"/>	TSgt	Platoon Sgt	<input type="checkbox"/>	Pvt	Rifleman	<input type="checkbox"/>	Pvt	Rifleman
<input type="checkbox"/>	SSgt	Squad Ldr	<input type="checkbox"/>	Pvt	Rifleman	<input type="checkbox"/>	Pvt	Rifleman

**2nd Rifle Squad**



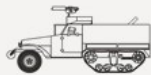
<input type="checkbox"/>	T/5	Halftrack Driver	<input type="checkbox"/>	Pvt	Rifleman	<input type="checkbox"/>	Pvt	Rifleman
<input type="checkbox"/>	SSgt	Squad Ldr	<input type="checkbox"/>	Pvt	Rifleman	<input type="checkbox"/>	Pvt	Rifleman
<input type="checkbox"/>	Sgt	Asst Squad Ldr	<input type="checkbox"/>	Pvt	Rifleman	<input type="checkbox"/>	Pvt	Rifleman
<input type="checkbox"/>	Pvt	Rifleman	<input type="checkbox"/>	Pvt	Rifleman	<input type="checkbox"/>	Pvt	Rifleman

**3rd Rifle Squad**



<input type="checkbox"/>	T/5	Halftrack Driver	<input type="checkbox"/>	Pvt	Rifleman	<input type="checkbox"/>	Pvt	Rifleman
<input type="checkbox"/>	SSgt	Squad Ldr	<input type="checkbox"/>	Pvt	Rifleman	<input type="checkbox"/>	Pvt	Rifleman
<input type="checkbox"/>	Sgt	Asst Squad Ldr	<input type="checkbox"/>	Pvt	Rifleman	<input type="checkbox"/>	Pvt	Rifleman
<input type="checkbox"/>	Pvt	Rifleman	<input type="checkbox"/>	Pvt	Rifleman	<input type="checkbox"/>	Pvt	Rifleman

**60-mm Mortar Squad**



<input type="checkbox"/>	T/5	Halftrack Driver	<input type="checkbox"/>	Pvt	Mortar Gunner	<input type="checkbox"/>	Pvt	Rifleman
<input type="checkbox"/>	SSgt	Squad Ldr	<input type="checkbox"/>	Pvt	Ammo Handler	<input type="checkbox"/>	Pvt	Rifleman
<input type="checkbox"/>	Pvt	Mortar Gunner	<input type="checkbox"/>	Pvt	Ammo Handler	<input type="checkbox"/>	Pvt	Rifleman

**Light Machine Gun Squad**



<input type="checkbox"/>	T/5	Halftrack Driver	<input type="checkbox"/>	Pvt	Machine Gunner	<input type="checkbox"/>	Pvt	Rifleman
<input type="checkbox"/>	SSgt	Squad Ldr	<input type="checkbox"/>	Pvt	Ammo Handler	<input type="checkbox"/>	Pvt	Rifleman
<input type="checkbox"/>	Sgt	Asst Squad Ldr	<input type="checkbox"/>	Pvt	Ammo Handler	<input type="checkbox"/>	Pvt	Rifleman
<input type="checkbox"/>	Pvt	Machine Gunner	<input type="checkbox"/>	Pvt	Rifleman	<input type="checkbox"/>	Pvt	Rifleman

Courtesy of Y. Bellanger, according and from to: BELLANGER Y., *U.S. Army Armored Division 1943-1945, Organization, Doctrine, Equipment.* 2010.

# Reconnaissance Troop / Company

## Reconnaissance | D. Tp., 25th Cavalry Reconnaissance Squadron Rcn Co., 33rd Armored Regiment



### 2nd Reconnaissance Platoon

- 1 OFF
- 5 NCO
- 24 EM
- 6x Truck, 3/4-ton, 4x4
- 3x Armored Car, M8

#### Armored Car Section



- T/5 Armrd Car Driver
- 1<sup>st</sup> Lt Platoon Cmdr
- Pvt Armrd Car Gunner
- Pvt Radio Opr



- T/5 Armrd Car Driver
- SSGT Platoon Sergeant
- Pvt Armrd Car Gunner
- Pvt Radio Opr



- T/5 Armrd Car Driver
- Sgt Armrd Car Cmdr
- Pvt Armrd Car Gunner
- Pvt Radio Opr

#### Scout Section



- T/5 Light Truck Driver
- Sgt Section Leader
- Pvt Scout



- T/5 Light Truck Driver
- Cpl Squad Leader
- Pvt Rifleman, Radio



- T/5 Light Truck Driver
- Pvt Mortar Gunner
- Pvt Mortar Gunner



- T/5 Light Truck Driver
- Pvt Mortar Gunner
- Pvt Mortar Gunner

Courtesy of Y. Bellanger, according and from to: BELLANGER Y., *U.S. Army Armored Division 1943-1945, Organization, Doctrine, Equipment.* 2010.

## Reconnaissance | D. Tp., 25th Cavalry Reconnaissance Squadron Rcn Co., 33rd Armored Regiment



### 3rd Reconnaissance Platoon

- 1 OFF
- 5 NCO
- 24 EM
- 6x Truck, 3/4-ton, 4x4
- 3x Armored Car, M8

#### Armored Car Section



- T/5 Armrd Car Driver
- 1<sup>st</sup> Lt Platoon Cmdr
- Pvt Armrd Car Gunner
- Pvt Radio Opr



- T/5 Armrd Car Driver
- SSGT Platoon Sergeant
- Pvt Armrd Car Gunner
- Pvt Radio Opr



- T/5 Armrd Car Driver
- Sgt Armrd Car Cmdr
- Pvt Armrd Car Gunner
- Pvt Radio Opr

#### Scout Section



- T/5 Light Truck Driver
- Sgt Section Leader
- Pvt Scout



- T/5 Light Truck Driver
- Cpl Squad Leader
- Pvt Rifleman, Radio



- T/5 Light Truck Driver
- Pvt Mortar Gunner
- Pvt Mortar Gunner



- T/5 Light Truck Driver
- Pvt Mortar Gunner
- Pvt Mortar Gunner

Courtesy of Y. Bellanger, according and from to: BELLANGER Y., *U.S. Army Armored Division 1943-1945, Organization, Doctrine, Equipment.* 2010.



**Reconnaissance | D. Tp., 25th Cavalry Reconnaissance Squadron  
Rcn Co., 33rd Armored Regiment**



**Troop Headquarters**

2 OFF  
3 NCO  
17 EM  
  
4x Truck, 34-ton, 4x4  
2x Armored Car, M8  
1x Truck, 2 1/2-ton, 6x6  
1x Trailer, 1-ton

**Headquarters Section**



- T/5 Arm'd Car Driver
- Capt Troop Cmr
- Sgt Arm'd Car Gunner
- T/5 Radio Opr



- T/5 Arm'd Car Driver
- 1<sup>st</sup> Lt XO, Motor Offr
- T/5 Arm'd Car Gunner
- T/5 Radio Opr



- Pvt Light Truck Driver
- FSgt First Sergeant



- Pvt Light Truck Driver
- Pvt Liaison Agent
- Pvt Liaison Agent



- Pvt Light Truck Driver
- Pvt Liaison Agent
- Pvt Liaison Agent

**Administrative, Mess & Supply Section**



- T/5 Cook, Truck Driver
- SSgt Mess Sergeant
- Pvt Cook's Helper



- T/5 Cook, Light Truck Driver
- T/4 Cook
- Pvt Cook's Helper

Courtesy of Y. Bellanger, according and from to: BELLANGER Y., *U.S. Army Armored Division 1943-1945, Organization, Doctrine, Equipment.* 2010.

**Reconnaissance | D. Tp., 25th Cavalry Reconnaissance Squadron  
Rcn Co., 33rd Armored Regiment**



**1st Reconnaissance  
Platoon**

1 OFF  
5 NCO  
24 EM  
  
6x Truck, 34-ton, 4x4  
3x Armored Car, M8

**Armored Car Section**



- T/5 Arm'd Car Driver
- 1<sup>st</sup> Lt Platoon Cmr
- Pvt Arm'd Car Gunner
- Pvt Radio Opr



- T/5 Arm'd Car Driver
- SSgt Platoon Sergeant
- Pvt Arm'd Car Gunner
- Pvt Radio Opr



- T/5 Arm'd Car Driver
- Sgt Arm'd Car Cmr
- Pvt Arm'd Car Gunner
- Pvt Radio Opr

**Scout Section**



- T/5 Light Truck Driver
- Sgt Section Leader
- Pvt Scout



- T/5 Light Truck Driver
- Cpl Squad Leader
- Pvt Rifleman, Radio



- T/5 Light Truck Driver
- Pvt Mortar Gunner
- Pvt Mortar Gunner



- T/5 Light Truck Driver
- Pvt Mortar Gunner
- Pvt Mortar Gunner

Courtesy of Y. Bellanger, according and from to: BELLANGER Y., *U.S. Army Armored Division 1943-1945, Organization, Doctrine, Equipment.* 2010.

# Armored Engineer Platoon

## Armored Engineer Battalion |

A. Co., 24th Armored Engineer Battalion  
B. Co., 23rd Armored Engineer Battalion



### Company Headquarters

- 0 OFF
- 2 NCO
- 6 EM
- 1x Truck, ¾-ton, 4x4
- 1x Truck, ¾-ton, 4x4
- 1x Truck, 2 ½-ton, 6x6
- 1x Trailer, 1-ton

### Maintenance Section



- T/5 Cook, Truck Driver
- SSgt Mess Sergeant
- Pvt Cook's Helper

### Administrative, Mess and Supply Section



- T/5 Mechanic, Light Truck Driver
- SSgt Motor
- T/4 Mechanic



- T/5 Armorer, Light Truck Driver
- Pvt Basic

Courtesy of Y. Bellanger, according and from to: BELLANGER Y., *U.S. Army Armored Division 1943-1945, Organization, Doctrine, Equipment.* 2010.

## Armored Engineer Battalion |

A. Co., 24th Armored Engineer Battalion  
B. Co., 23rd Armored Engineer Battalion



### 2nd Platoon

- 1 OFF
- 8 NCO
- 36 EM
- 1x Truck, ¾-ton, 4x4
- 3x Truck, 2 ½-ton, 6x6
- 2x Trailer, 1-ton

### Platoon Headquarters



- T/5 Electrician, Light Truck Driver
- 1st Lt Platoon Leader
- SSgt Platoon Sergeant



- T/5 Truck Driver
- Sgt Machine Gun
- T/5 Toolroom Keeper

### 1st Squad



- T/5 Rigger, Truck Driver
- Sgt Squad Leader
- Cpl Asst Squad Leader
- T/4 Bridge Builder
- T/5 Construction Carpenter
- Pvt Construction Carpenter
- T/5 Demolition Specialist
- Pvt Electrician
- T/5 Jackhammer Operator
- Pvt Repairman, Utility
- Pvt Repairman, Utility
- Pvt Rigger
- Pvt Rigger

### 2nd Squad



- T/5 Rigger, Truck Driver
- Sgt Squad Leader
- Cpl Asst Squad Leader
- T/4 Bridge Builder
- T/5 Construction Carpenter
- Pvt Construction Carpenter
- Pvt Demolition Specialist
- Pvt Electrician
- T/5 Jackhammer Operator
- Pvt Repairman, Utility
- Pvt Repairman, Utility
- Pvt Rigger
- Pvt Rigger

### 3rd Squad



- T/5 Rigger, Truck Driver
- Sgt Squad Leader
- Cpl Asst Squad Leader
- T/5 Bridge Builder
- Pvt Construction Carpenter
- Pvt Construction Carpenter
- Pvt Demolition Specialist
- Pvt Electrician
- T/5 Jackhammer Operator
- Pvt Repairman, Utility
- Pvt Repairman, Utility
- Pvt Rigger
- Pvt Rigger

Courtesy of Y. Bellanger, according and from to: BELLANGER Y., *U.S. Army Armored Division 1943-1945, Organization, Doctrine, Equipment.* 2010.

# Armored

## Armor | A. Co., 37th Tank Battalion D. Co., 33rd Armored Regiment



### 1st Tank Platoon

- 1 OFF
- 9 NCO
- 15 EM

5x Tank, Medium, M4

#### Platoon Headquarters



- T/4 Tank Driver
- 1<sup>st</sup> Lt Platoon Commander
- Cpl Gunner
- Pvt Cannoneer
- Pvt Bow Gunner

#### 1st Section



- T/4 Tank Driver
- Sgt Tank Commander
- Cpl Gunner
- Pvt Cannoneer
- Pvt Bow Gunner



- T/4 Tank Driver
- Sgt Tank Commander
- Cpl Gunner
- Pvt Cannoneer
- Pvt Bow Gunner

#### 2nd Section



- T/4 Tank Driver
- SSgt Platoon Sergeant
- Cpl Gunner
- Pvt Cannoneer
- Pvt Bow Gunner



- T/4 Tank Driver
- Sgt Tank Commander
- Cpl Gunner
- Pvt Cannoneer
- Pvt Bow Gunner

Courtesy of Y. Bellanger, according and from to: BELLANGER Y., *U.S. Army Armored Division 1943-1945, Organization, Doctrine, Equipment.* 2010.

## Armor | D. Co., 37th Tank Battalion B. Co., 33rd Armored Regiment



### 1st Tank Platoon

- 1 OFF
- 4 NCO
- 15 EM

5x Tank, Light, M5

#### Platoon Headquarters



- T/4 Tank Driver
- 1<sup>st</sup> Lt Platoon Commander
- Pvt Tank Gunner
- Pvt Bow Gunner

#### 1st Section



- T/5 Tank Driver
- Sgt Tank Commander
- Pvt Tank Gunner
- Pvt Bow Gunner



- T/5 Tank Driver
- Sgt Tank Commander
- Pvt Tank Gunner
- Pvt Bow Gunner

#### 2nd Section



- T/4 Tank Driver
- SSgt Platoon Sergeant
- Pvt Tank Gunner
- Pvt Bow Gunner



- T/5 Tank Driver
- Sgt Tank Commander
- Pvt Tank Gunner
- Pvt Bow Gunner

Courtesy of Y. Bellanger, according and from to: BELLANGER Y., *U.S. Army Armored Division 1943-1945, Organization, Doctrine, Equipment.* 2010.



# Medical Detachment

## Armor | Medical Detachment, 37th Tank Battalion Medical Detachment, 2<sup>nd</sup> Battalion, 33rd Armored Regiment



### Medical Detachment

- 1 OFF
- 2 NCO
- 11 EM
- 4x Truck, 3 1/2-ton, 4x4
- 1x Truck, 3 1/2-ton, 4x4
- 1x Truck, 3 1/2-ton, Ambulance

### Platoon Headquarters



- ☐ T/5 Surgical Technician, Light Truck Driver
- ☐ Capt Medical



- ☐ T/3 Surgical Technician, Light Truck Driver
- ☐ T/5 Surgical Technician



- ☐ T/4 Surgical Technician, Light Truck Driver
- ☐ Pvt Surgical Technician



- ☐ Pvt Surgical Technician, Light Truck Driver
- ☐ Pvt Basic



- ☐ Pvt Light Truck Driver
- ☐ SSgt Medical
- ☐ Cpl Medical



- ☐ T/5 Ambulance Driver
- ☐ Pvt Litter Bearer
- ☐ Pvt Litter Bearer

Courtesy of Y. Bellanger, according and from to: BELLANGER Y., *U.S. Army Armored Division 1943-1945, Organization, Doctrine, Equipment.* 2010.

# Maintenance Detachment

## Armored Ordnance Battalion | Maint. Co., 126th Ordnance Maintenance Battalion Maint. Co., 3rd Ordnance Maintenance Battalion



### Maintenance Section

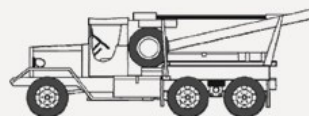
- 0 OFF
- 1 NCO
- 3 EM
- 1x Truck, Heavy Wrecker, M1
- 1x Truck, 2 1/2-ton, 6x6
- 2x Trailer, 1-ton

### Personnel & Equipment



- ☐ T/5 Truck Driver
- ☐ SSgt Foreman, Auto Shop, Asst

### Maintenance



- ☐ T/5 Wrecker Operator, Driver
- ☐ T/4 Mechanic, General Auto & Halftrack

Courtesy of Y. Bellanger, according and from to: BELLANGER Y., *U.S. Army Armored Division 1943-1945, Organization, Doctrine, Equipment.* 2010.

# Registration & Administration

## Registration

To be sure to participate in this unique event, you need to register by filling *ad hoc* forms. There are three types of registration forms: Individual Registration Form, Vehicle Registration Form and a Weapons Registration Form.

Anyone wishing to register must complete the Individual Registration Form. All weapons present at the event must also be registered using the Weapons Registration Form. On this form you can register up to three weapons for your own use, as well as three weapons that you are making available on loan to participants who may not be able to register.

Also, each vehicle must be registered on a vehicle registration form. It is also possible to register several vehicles. However, the owner of the vehicle must indicate the identity of the person who will be responsible for driving the vehicle during the event.

Each online form has more detailed explanations per section. However, you can always contact us if you have any questions.

Finally, it is important to understand that simply filling in a registration form does not guarantee you a place on the event: once your forms have been sent in, they will have to be validated by your responsible regional coordinator. Once your registration has been validated and confirmed, you will receive an information bulletin which describes the payment methods.

Again, if you have any questions about registration, please do not hesitate to contact your regional coordinator (list of contacts at the end of the bulletin) or to send an email to [info@cobratoluttich2024.com](mailto:info@cobratoluttich2024.com)

### NOTE:

*The forms are available from Wednesday 1 February 2023, 19:00 GMT, on the website [www.cobratoluttich2024.com](http://www.cobratoluttich2024.com), under the "Registrations" tab.*

## Passports

You are required to be in possession of a full passport valid for 6 months beyond the event date plus any VISA that you require.

### NOTE:

*2nd Armored in Europe is not responsible for individual passport or visa applications nor will we reimburse participant for passport or visa fees; we cannot offer any assistance in the event of passport difficulties at the airports or ferry ports, please plan accordingly.*

## Insurance

The event will be covered by Public Liability Insurance.

### NOTE:

*All vehicles are to be insured by their owners; all participants are responsible for their own individual travel/personal insurance.*

## Individual Mindset

Don't worry, you will fit in, you will make friends, everyone is a likeminded person.

Although we would rather mix people up to create new friendships and mixed nationality units, if you come as a group of friends, we will also endeavour to incorporate such self-contained elements in the unit organisation.

## Event Costs

An event of this magnitude implies expenses commensurate with the stated ambition. Moreover, the current circumstances are putting our community of enthusiasts under a period of real austerity.

We always strive to keep the costs of participation as low as possible, but as with all sectors, costs are rising: fuel, food, insurance and administrative costs, transport etc. In addition, for this important anniversary, we are already incurring the costs associated with such an organisation.

We have set the cost of participation at **500.00€** per person. We are well aware that spending such a sum involves many sacrifices. Therefore, as for previous organisations, we propose a spread formula:

At the beginning of the payment phase (exact date to be defined) and after the validation of your registration, you will be proposed a payment plan after the payment of a deposit of **100,00€**. This payment plan implies four other payments of 100,00€ to reach the final sum of **500,00€**. The details of this payment plan will be communicated to you in a special newsletter, but please note that you can always contact us if you have any difficulties: we will always do our best to help you and find solutions.

Finally, if you can afford to pay the entire registration fee in one go, you will receive a 50,00€ discount: your registration fee will then be **450,00€**.

### NOTE:

*Account information, trip cost, payment schedule, payment process along with will be distributed to the registered and validated applicants later this year in the dedicated information bulletin.*

## Accountability & Terms

All 2nd Armored in Europe trips are run as a separate financial entity; all costs are equally divided amongst the number of participants. Everything is audited and accounts are produced after the trip. The surplus (if any) is placed into a reserve account for the next 2nd Armored in Europe trip.

### NOTE:

- *Deposits are non-refundable under any circumstances.*
- *Should the trip be cancelled for any reason, any other monies paid in are fully refundable less any money that has been irrevocably spent or committed at the time of cancellation.*
- *If for any reason you have to withdraw from the trip, we will investigate your individual case and endeavour to refund you under the same principle as trip cancellation above; we will review each withdrawal on an individual basis, and in all cases any refund would not be done until after all costs/calculations/payments/accounts/etc are completed after the end of the trip.*
- *However, it must be understood that the closer to the actual trip commencement, more of the money paid in at that stage will have already been committed and the vehicle space reserved for you will need to be covered in all circumstances if a replacement attendee cannot be found.*
- *It should also be understood that the organisation team will make an announcement at a specific date before the event when it has become impossible to provide any refunds for attendees due to all monies being allocated – anyone cancelling after that date should not expect refund of any money to be available.*



## Costs – What Does Your Share Of The Fees Provide?

- Vehicle fuel for participating WWII vehicles will be paid for by the trip to the limits and allowances set by the organizing team.
- Track wear will be paid to halftracks at the limits set by the organizing team.
- Coaches to/from collection points, as required by the event (see NOTE below)
- Food will be provided to all with a breakfast and dinner meal prepared by our Field Kitchen Crew.
- Pyrotechnics supplied by a hired-in pyrotechnics firm, as part of any planned engagements with opposing German forces or scripted public battles.
- Transportation or transport costs for participating WWII vehicles will be covered as arranged and agreed with the organizing team.
- Expenses associated with the trips organization, subject to receipts and organizing team approval.

### NOTE:

*Individual participants in transit without WWII vehicles are responsible for their personal travel arrangements and transport to and from the event along with any lodging, meal and personal excursion related expenses in advance or post trip, with the exception of collective transport from the end point to the start point if applicable – see “Event Parking” below.*

## Part-Time Attendance

If you are considering attending but can only be there for a limited period only, this may be possible to be arranged. However it must be approved in advance by HQ and a full share of non-refundable costs will be paid regardless of your limited attendance. If you wish to be considered for this option you MUST contact your regional coordinator.

However, Vehicle owners will less likely be authorised to request a part-time attendance, due to the fact that they will transport other participants.

Courtesy of 2nd Armored in Europe © 2022



# Operations

For twelve days, the American force will receive missions. In general, the Task Force of the 4th Armored Division would advance south to liberate Avranches and break through to Brittany, while the Task Force of the 3rd Armored Division would move east to stop the German counter-attack at Mortain.

The American force would face a determined and battle-hardened German force. The latter would initially ambush or put up fierce resistance, then attempt to break through the American lines in a brutal manner.

These battle re-enactments involve a high degree of preparation behind the scenes to give you the most authentic experience possible. However, it is still a re-enactment and will always have an artificial feel to it.

These operations are also possible thanks to the use of blanks and pyrotechnic effects. This requires a high degree of vigilance and professionalism from all actors.

It will be possible for those who wish to do so to hire blank weapons, both individual and collective. This subject will be covered in a later newsletter. However, please indicate your interest in renting in your registration form.

In order to guarantee the proper conduct of operations, all participants who will take part in the battles must strictly follow the instructions of the cadres, non-commissioned officers and officers who will receive their consignments from the organisation. It is essential both for the safety of all and for the smooth running of the activities that no initiative is taken without consultation with the cadres and the organising team.

It should also be mentioned that the organisation of such battles would be impossible without the enormous support of the local authorities, but also of the owners of the land where we will be allowed to conduct our battles for our greatest pleasure. For this, it is essential to respect the sites that are generously lent to us: no degradation of these sites will be tolerated, and they will be scrupulously cleaned by all.

Finally, we are doing our best to re-enact battles that really took place in the historical places where they took place. Let us not forget that we are in the real world, and that we are confronted with the constraints that are linked to it. Therefore, some battles may be fictitious, or relocated. We are sure that you will understand the difficulties of such an organisation.

Courtesy of Els Schepers © 2019





## The Authentic Experience and German Opposition Forces

This is not weekend-like re-enacting, let us be very clear about that! The only time we re-enact is when we fire blanks; the rest of the time we are loading real, bone-crushing armored vehicles on and off transporters, driving them on and off ships, refuelling and maintaining them in the field and living out of them often in cold, wet, muddy, uncomfortable conditions sometimes with no toilets other than a hole that you dig yourself and a distinct lack of showers usually.

Guard duty is a real task, against a real threat of theft. Our radios are used for real inter-platoon and vehicle communications. The MPs carry out real traffic duties. The kitchen and KP tasks are vitally necessary. There is a real risk of death and injury if you do not exercise due caution. You may be carrying a real weapon in a foreign country. The locals are not your family dressed up.

All these elements make up the whole overall WWII GI experience we plan for the trip. Included in this is the surprise element – you will often not know where you are or what is happening as our experience has shown that this adds so much to the realism we try to achieve.

All commands will be given in English, and it is appreciated that whenever possible (especially in mixed Squads) that everyone tries to converse in English as much as possible. But remember that not all on the trip will be 100% fluent in English – bear that in mind when dealing with your Squad and higher ranks, and don't automatically blame someone not understanding something on them being a non-native-English-speaker.... they probably speak better in English than you speak their language!

German elements are being run as a parallel entity and no information will be given to any participant portraying a US soldier before the event to maintain a level of authenticity of the unknown. The German forces will be treated with respect and any abuse will not be tolerated.

## Acting like Soldiers

This is a representation of the US Army; we are fairly casual, but you are also wearing the uniform of an honourable and military historic unit and are very much in the public eye, so when required, snap too and act the part.

Some of you will have previous military experience, some others are still in active duty, and many have never been in the military. The cadre, whatever their military background, is there to make sure the event respects WWII military standards, not modern regulations – although we may leverage your insight and knowledge of the military ways (especially those who are either active or retired US military), remember that the cadre will not necessarily follow the modern regulations - step away from what you learnt during your service, as only WWII veterans have been through this before.

## SNAFU's

They will happen – sometimes they are actually planned, but you may not know that as it's part of the experience, this is a huge undertaking, understand that and bear with it and embrace it along the experience.



# Logistics & Individual Equipment

## Event Parking

There will be parking arranged near the trip's end point for low loaders and personal vehicles. The usual arrangements are that all transports carrying WWII vehicles (and any passengers from personal vehicles if practicable) will unload at the start point and then drive collectively to the end point for secure parking for the duration of the trip – all vehicle owners/drivers and other personnel meeting at the end point will be then bussed together back to trip's starting point.

### NOTE:

*The exact location, parking and unloading procedures will be detailed in the final informational bulletin prior the event.*

## Vehicle Requirements

All WWII vehicles coming to the event (refer to the Table of Organization) must be pre-arranged through completion of the Vehicle Entry Form; you can only bring that vehicle to the event – substitution without prior notice is not allowed. Vehicle owners should also notify your Regional Coordinator that you will be bringing your vehicle, as the Regional Coordinators monitor the progress of transport arrangements of WWII Vehicles to/from the event to ensure that all transport is being satisfactorily arranged.

### NOTE:

*The TO&E will be solidified in the month leading up to the event and will have had proper placement of your vehicle within the organizational table. Proper numbering and stencilling details will also be provided - these will be published when appropriate.*

The vehicle must be fully and legally roadworthy and in a restored condition and mechanically sound. It must be marked and equipped to the standards required for the event. Vehicle designations and markings will be dictated by the vehicles placement within the applicable TO&E's for the two Divisions being represented.

## Vehicle Security & Breakdown

When in bivouac or stopped enroute, vehicles will be guarded at all times and a specific rotation set by crew. In the event of breakdown, we will do our best through the Maintenance elements on the trip to assist vehicle owner and crew with maintenance and recovery of the vehicle. If this is not possible the vehicle will be loaded onto modern recovery vehicles to be transported to the end point. If the vehicle you are crewing is a total failure we will ensure a space for you somewhere on another vehicle.

## Overall Conduct and Conduct as a Member of a Vehicle Crew

You are required at all times to conduct yourself in a respectful manner reflecting the uniform which you will wear and to honour what it symbolises. This is a serious undertaking for which national governmental permissions are required and in which you will be a guest in a foreign country.

We will be subject to very strict controls and compliance with these is essential at all times. You will be required to comply with any reasonable request of an appointed Officer or NCO during the trip. In the case of a safety or weapons security requirement, you will be required to follow the published requirements for the duration of the trip, without deviation.

These trips are a collective endeavour, everyone is equally important no matter if it is your first trip, your 5th or your 10th. We succeed or fail on collective respect, hard earned effort and team work.

You will not just be a rider in a vehicle, you will be crewing it, and you will be expected to help with its loading and unloading in the daily bivouac site, cleaning and maintenance, fighting with it, living from it and respecting the vehicle and its owner, and treating the vehicle as if it were your own!

This is not a group where at the first stop you disappear leaving the poor vehicle owner to do everything, conduct like this is not acceptable and will not be tolerated. Everyone is expected to pull their weight for this event to succeed!

## Uniform, Equipment & Personal Appearance

You will be required at all times when on the trip to comply with the pre-determined uniform and equipment standards laid down by 2nd Armored in Europe. Failure to comply will result in your being required to leave the event with no refund.

### NOTE:

*Detailed uniform regulations will be communicated when appropriate and may vary slightly based on your placement within the Table of Organization; however, be ready for a basic impression including M41 Jacket, Service Shoes and Leggings along with standard Wool Trousers and Shirt, M1 helmet, and an Service Coat (4-pockets) for the formal parade and ceremonies.*

## Uniform, Equipment & Kit Buddy

It can be of assistance, especially to people flying to the ETO when people buddy up and

bring spare mess kits, helmet shells, E-Tools, blankets etc. to save this weight being carried as part of your luggage.

There is a kit list that will be provided and that must be adhered to, for very practical reasons, all this kit has to be stowed on your vehicle and the vehicle still has to be able to function and fight. Do not bring extra items not on the kit list or you will be waving goodbye to your mountain of kit as we pull out of the start point. For all participants the expectation is that you will fit the personal kit that you are not wearing into one (1) WWII duffle bag, nothing else.

### NOTE:

*It is however, your responsibility to have a complete kit according to the uniform and equipment requirements and standards set forth by 2nd Armored in Europe. Personal civilian baggage will have a place to be secured, but do not bring hard suitcases, always using soft foldable bags. Uniform and Equipment Requirements and Standards will be published when appropriate in future informational bulletins.*

## Modern Items

Do not bring them, it's as simple as that; you can manage without them, just as they did in 1944. We accept that maintenance tools etc. may be modern, we accept that mobile phones and cameras are modern, but we make great efforts to keep things as authentic as possible and whatever you do has a visual effect on everyone else and the trip as a whole.

### NOTE:

*Modern items will be confiscated if we feel they are detrimental to the individual, crew or entire trip. These will be collected, tagged and returned at the end of the trip.*

## Weapons - Personal or Rental

Weapons, as in past trips, will be available for rental along with purchases of blank ammunition (The costs are not included in the registration fee. Applicants for hire will have to add the cost of gun hire and the purchase of ammunition).

Personal weapons from Europe may be permissible (subsequent to confirmation from the authorities), along with deactivated weapons to the applicable specifications, as well as Denix or other acceptable reproductions.

### NOTE:

*Weapons rental information including weapon cost, ammunition cost, payment schedules and methods along with rental forms will be distributed when appropriate in future informational bulletins. It is advised that all participating attendees flying in from outside of Europe make arrangements for rental weapons or loaners through friends in mainland Europe.*

## In conclusion

We can safely say that this is a re-enacting/living history/military vehicle experience like no other, made available by no one else, to portray the actual unit, in the actual place, and the actual right time “anniversary”. To be part of a large group of likeminded dedicated people as part of an authentically composed, large unit is truly something that 100 years of normal re-enacting can simply not come close to. You will be tired, you will be cold, you may be wet, you will wish you had not come (possibly at times), but you will learn more about what it was actually like than through any other medium. This all works on the individual working as part of a team, everyone is equally important, this will be the 80th anniversary, miss it and you miss out, it’s as simple as that, this is the once in a lifetime experience.

Now go and fill in your **Participant Entry Form!**

**THE ONLY THING STOPPING YOU IS YOU!**

Courtesy of Vincent De Saedeleer © 2017





# Communication & Contact

## Regional Coordinators

The regional coordinators are your first point of contact - if you are considering your attendance notify your coordinator via email (listed below) providing your name, contact info and details of any vehicle you wish to participate with.

Should you have any questions regarding the trip or if you're from a country not shown below, please be sure to ask them on our dedicated trip Facebook Page. A member of the admin team will be able to answer your question quickly & efficiently :

[www.facebook.com/CobraToLuttich2024](http://www.facebook.com/CobraToLuttich2024)

### North America



Dane Langerman (East)  
dlangerman@2ndarmoredineurope.com



Anthony Ardisone (West)  
aardisone@2ndarmoredineurope.com

### United Kingdom & Ireland



Thomas Sainter (UK)  
tsainter@2ndarmoredineurope.com

### Belgium



Laurent Olivier (Wallonie & Bruxelles)  
lolivier@2ndarmoredineurope.com



Stijn Steegen (Vlaanderen)  
ssteegen@2ndarmoredineurope.com

### Czech Republic



Robin Dusek  
rdusek@2ndarmoredineurope.com



Charlie Milewski  
cmilewski@2ndarmoredineurope.com



Petr Sladek  
psladek@2ndarmoredineurope.com

**Netherlands**

Sidney Hesselberth  
[shesselberth@2ndarmoredineurope.com](mailto:shesselberth@2ndarmoredineurope.com)

**Germany, Austria & Switzerland**

Tobias Honings  
[thonings@2ndarmoredineurope.com](mailto:thonings@2ndarmoredineurope.com)

**France & Luxembourg**

Erwann Duquesne  
[eduquesne@2ndarmoredineurope.com](mailto:eduquesne@2ndarmoredineurope.com)

**Italy**

Corso Boccia  
[cboccia@2ndarmoredineurope.com](mailto:cboccia@2ndarmoredineurope.com)

**Poland**

Adam Urbanski  
[aurbanski@2ndarmoredineurope.com](mailto:aurbanski@2ndarmoredineurope.com)

**Eastern Europe**

Pavel Yevstratov  
[pyevstratov@2ndarmoredineurope.com](mailto:pyevstratov@2ndarmoredineurope.com)

**Rest of the World**

Staff  
[info@2ndarmoredineurope.com](mailto:info@2ndarmoredineurope.com)

## Information Management

Beside the coordinators network, 2nd Armored in Europe has also different information channels which can be used to obtain relevant information.

**Websites**

Main association website:  
[www.2ndarmoredineurope.com](http://www.2ndarmoredineurope.com)

Event website:  
[www.cobratoluttich2024.com](http://www.cobratoluttich2024.com)

**Social Media**

Main Facebook Page:  
[www.facebook.com/2ndArmoredinEurope](https://www.facebook.com/2ndArmoredinEurope)

Event Facebook Page:  
[www.facebook.com/CobraToLuttich2024](https://www.facebook.com/CobraToLuttich2024)

Main Instagram:  
[www.instagram.com/2ndarmoredineurope](https://www.instagram.com/2ndarmoredineurope)

Event Instagram:  
[www.instagram.com/cobratoluttich24](https://www.instagram.com/cobratoluttich24)

# Public Relations & Partnerships

To support this great project, we are opening up the possibility of partnerships. These can be commercial partnerships in the form of sponsorship for private or public entities; or collaborative partnerships for local associations or those whose social purpose is related to our project.

For any partnership, commercial or collaborative, please contact the association office by sending an email to

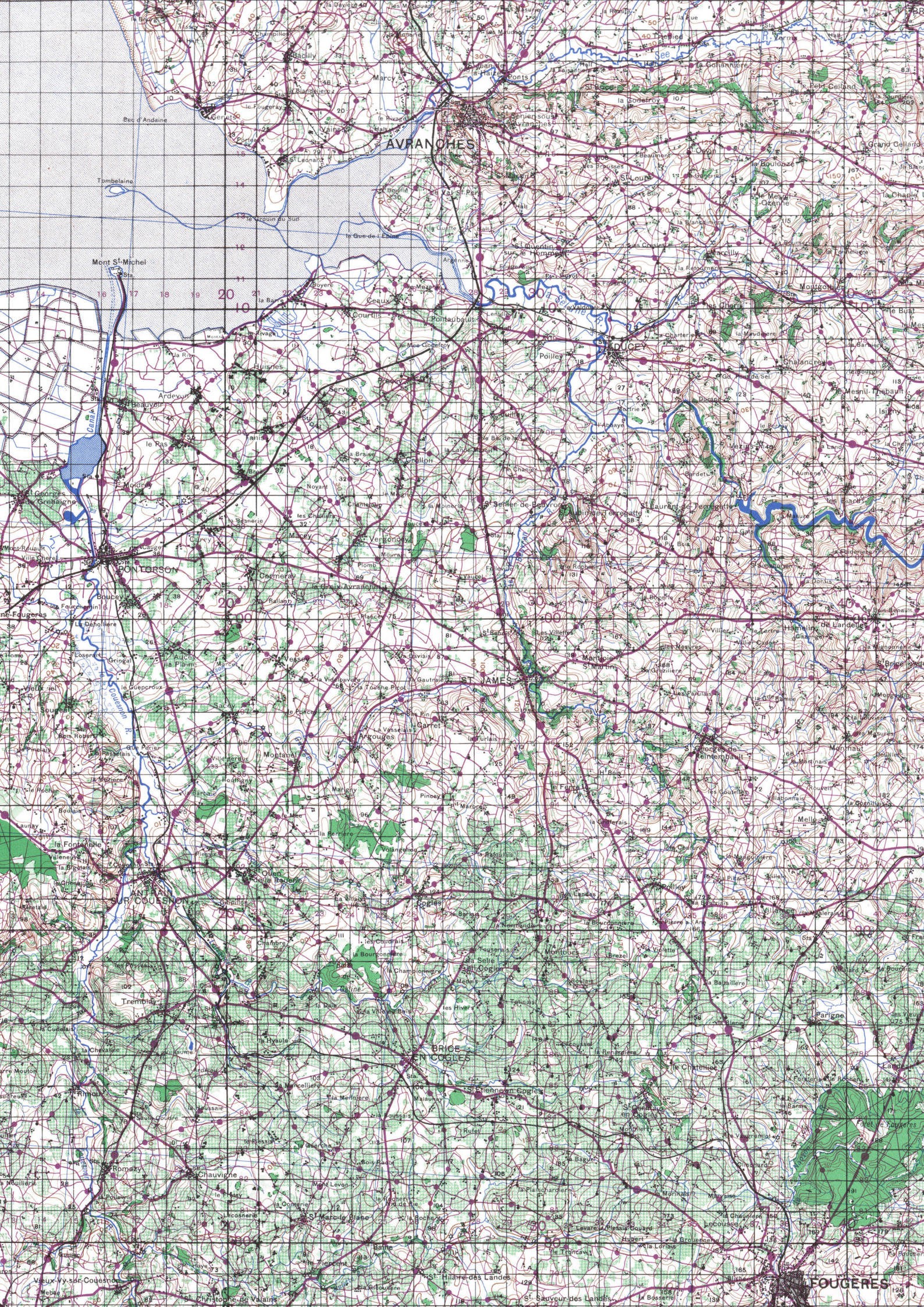
[info@cobratoluttich2024.com](mailto:info@cobratoluttich2024.com).



**From Avranches to Mortain**

---





AVRANCHES

Mont St-Michel

ST-JAMES

FOUGÈRES

ST-JAMES

ST-JAMES

ST-JAMES

ST-JAMES

ST-JAMES

ST-JAMES

ST-JAMES

ST-JAMES

ST-JAMES

ST-JAMES



